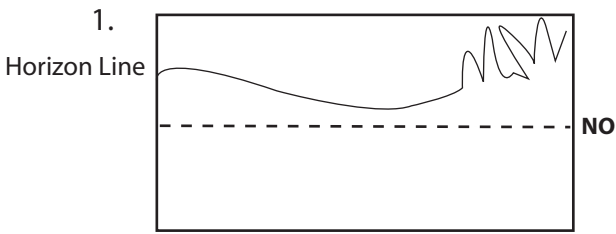


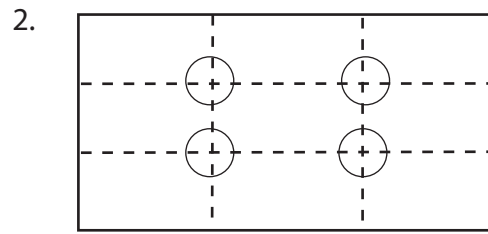
Landscape Composition

A Few Basic Rules

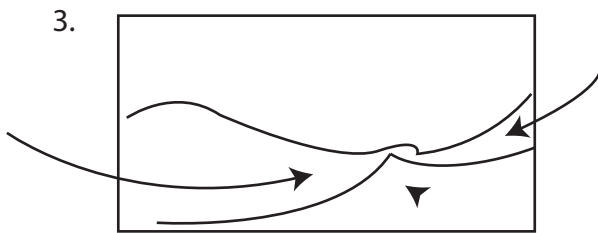
Composition is the plan of design elements, color, light/values, and perspective in a painting or drawing. Here are a few simple "rules" to help set up a good start for a painting or drawing.



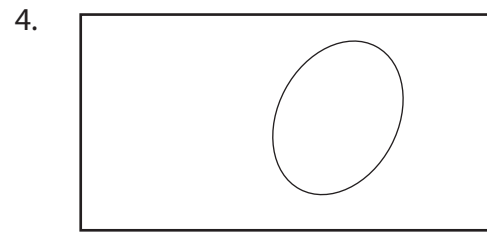
Place the **horizon line** somewhere above or below the midpoint. **DO NOT** place the horizon line in the middle.




One-third rule: Imaginary lines divide the paper into thirds. Place the **center of interest** at one of the intersections of the lines.



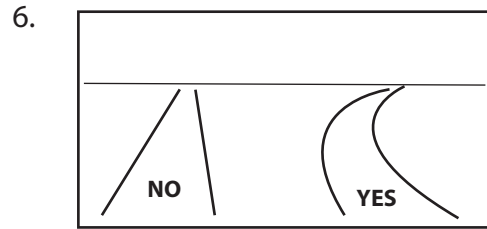
Use design elements that create a **visual path** to the center of interest.



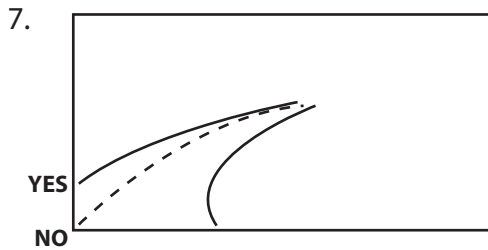
The center of interest, wherever it is located, should have the **strongest color**, with the most contrast.



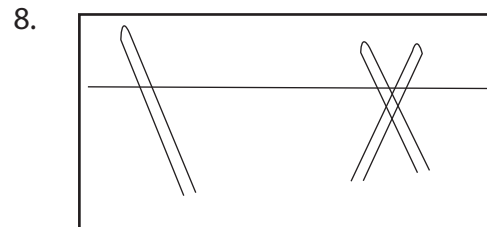
Have some kind of **horizontal, vertical, and diagonal** design element.



Pathways, trails, rivers, or roads should be **curved paths**, not straight lines.



DO NOT start a visual path from an exact corner. Better to start from a little above or to the side of the corner.



DO NOT have a vertical object leaning outward. **DO NOT** have obvious 'X' shapes in objects that are crossing.